

OSCEOLA DECORATIVE ARTISTS

www.osceoladecorativeartists.com
Affiliated Chapter of Society of Decorative Painters



April 2020 NEWSLETTER

Volume XII, Issue IV

PRESIDENT'S MESSAGE

#AloneTogether. We have been seeing that everywhere lately. What a time we are going through. I don't know about all of you but I have learned a few new things. I am so thankful for the internet that is keeping me connected to my painting. I have always jokingly said it is my therapy, now it is truer than ever. I have spent time finishing workshop pieces and working on Hope boxes. Don't know if the news has got to all our members, but the Art Center will be closed until May as of the last announcement. Lynn is working on getting us back on track workshop and seminar wise. Summer plans for everyone is up in the air more than usual but we will resume and get back on track. Again, I am thankful for my painting passion and all my painting family as my way to get through this time. Take care of yourself everyone and keep in touch. Share your painting on our Facebook page and any suggestions for new stuff. See you all soon. Keep those bushes moving.


Debbie

2020 ODA Officers



Debbie Smith
President

Debmorcu51205@aol.com
407-931-0802



Lynn Ingersoll
1st Vice President
Workshops &
Seminars

Lynni1508@gmail.com,
321-624-5790



Sandi Byers
2nd Vice President
Membership

Byerss3@yahoo.com
407-932-1742



Marsh Lamb
Secretary

Marshak27@yahoo.com
407-932-0532



Deanna Spence
Treasurer

dcs710@yahoo.com
863-224-0371

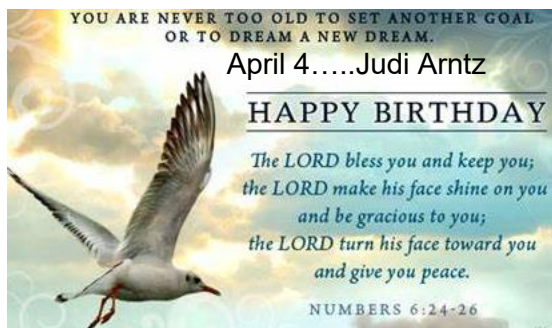
Judi Arntz, Member-at-Large
Barbara Layton, Newsletter Editor

2020 Project Calendar

Date	Project	Medium	Instructor
May 16	Seahorse and Poppies	Alcohol Ink	Maria Barry
June 20	No Meeting or Project		
July 18	Christmas in July		Various Instructors
August 15	Snowman on fabric	Acrylic	Donna Dewberry
September 19	Seascape	Acrylic	Jean Zawicki
October 17	Egret	Acrylic	Stephanie Pooler
November 21	Sunflower	Acrylic	Bonnie Rand
December 13	ODA's Christmas Party	2 pm	

ODA Hospitality List 2020

Month	Desserts	Drinks
May	Pam House	
July	Deanna Spence	
August	Marsha Lamb	
September		
October		
November	Barbara Layton	



Committee Members:

- *Hope Boxes:
Jean Zawicki
- *Decorative Dollars:
Deanna Spence
Judi Arntz
- *Hospitality:
Sandi Byers
Stephanie Pooler
- *Ways & Means:
Barbara Layton
Jill Terrill

Osceola Decorative Artists

General Meeting Information

ODA meetings are the third (3rd) Saturday of each month at Osceola Arts Center, 2411 E. Irlo Bronson Memorial Highway (St. Rd. 192), Kissimmee, FL 34744.

The **business meeting starts at 10:00 am** and is followed by a painting workshop/seminar. Guests are welcome to attend a meeting to see what we are all about before deciding on membership. Chapter membership is open to all members of Society of Decorative Painters. You can find more information on SDP at decorativepainters.org. ODA chapter dues for 2020 are \$25/year.

ODA **Board meetings**, when scheduled, are held immediately before the general meetings, **beginning at 9:00am**. All Board members are asked to make every effort to attend these meetings. Committee Chairpersons and any other chapter members interested in attending the board meetings are welcome to sit in.

All articles, reports, and announcements for your ODA Newsletter must be to the Editor before the last day of the month for the following month's news. Thank you

Osceola Decorative Artists

Osceola Arts Center, 2411 E. Irlo Bronson Memorial Highway (St. Rd. 192)
Kissimmee, Fl. 34744.

<http://osceoladecorativeartists.com/index.html>

May 16, 2020
Alcohol Ink by Maria Barry



Poppies



Seahorse

Supply list: Small spray bottle – Fine liner or Script brush – Thick Sharpie Pen – paper towel – tape – plastic paint pallet.
Marie will furnish all other materials.

PROGRAM SIGN UP

Name _____ Phone _____
E-mail Address _____

May 16, 2020 – Alcohol Ink, Class ___\$50.00

Guests who wish to attend are to include an additional \$5.00. Class limited to 24 students. Please bring a bag lunch and drink.

Make Checks Payable to ODA. Complete Registration form and give to Lynn or Mail to: Ms. Lynn Ingersoll, 1508 Emmett Street, Kissimmee, Florida, 34741

TEACHERS' GUIDELINES

One of the key aims of our monthly workshops is to develop the skills of each participant, in order to promote greater enjoyment of painting. Toward that end, teachers are urged to exercise the following guidelines.

1. Explain the use of your medium, and how is best applied to the surface for your project.
2. Describe which brushes work best for the application of medium.
3. Teaching of any special technique (e.g. line work, floating, dry brushing, etc.) should be demonstrated, to show how the technique is best used for your project. Keep a practice board at your side to show, on- screen, how the skill is done.
4. Since we may have new painters and we will be trying to encourage both chapter membership and those interested in painting, be especially mindful of the newest painters and their needs.
5. Circulate throughout the class, check on the progress of each person, and provide individual assistance to the extent possible.
6. Ask if anyone needs assistance, periodically, during your class.
7. Be mindful of your students' painting pace; ask if everyone is ready to move on. Give an extra few moments if necessary.
8. Ask the class if they need a break.
9. Ask what time would be good for a lunch break.

Osceola Decorative Artists

Osceola Arts Center, 2411 E. Irlo Bronson Memorial Highway (St. Rd. 192)
Kissimmee, Fl. 34744.

<http://osceoladecorativeartists.com/index.html>

September 19, 2020
"How to Paint Seashells"
Jean Zawicki



*Suggested surfaces: Your choice -
at least 10" x 12"*

*Brushes: Variety of sizes, flat, angle,
Liner.*

Paints: Acrylics - TBA before class.

STUDENT GUIDELINES

1. Be prepared! Bring your supplies. Make sure you have any special supplies requested by the teacher, and **bring a PREPARED SURFACE (if not provided.)** Trying to base coat a surface right before the class is to begin does not give the paint time to cure properly and may make your painting experience more difficult.

1. Don't expect your neighbor to be your instructor. Ask the teacher for help. This reduces the chatter so everyone can hear the teacher. You might be missing out on important instructions.

3. Use every class as a learning experience regardless of the level of difficulty. Every new technique learned needs practice.

4. Let the teacher know if you are unfamiliar with a technique or medium featured. This will let the teacher know you may need a little extra help during class.

5. Bring an extra surface or practice board you can practice on before painting on your project if you know ahead of time that you are challenging your skill level.

6. Don't be too hard on yourself if you are learning new techniques during the class. It is difficult to master a new technique the first time. And - **PRACTICE, PRACTICE, PRACTICE!**

PROGRAM SIGN UP

Name _____ Phone _____
E-mail Address _____

September 19, 2020 – Seashells, Class: \$15.00

Guests who wish to attend are to include an additional \$5.00. Class limited to 24 students. Please bring a bag lunch and drink.

Make Checks Payable to ODA. Complete Registration form and give Emmett Street, Kissimmee, Florida, 34741

Osceola Decorative Artists

Osceola Arts Center, 2411 E. Irlo Bronson Memorial Highway (St. Rd. 192)
Kissimmee, Fl. 34744.

<http://osceoladecorativeartists.com/index.html>

October 17, 2020
12" x 16" "Egret"
Stephanie Pooler



SUPPLIES: Folk Art Paints: Burnt Umber – Ivory Black – Wrought Iron – Butter Pecan – Asphaltum – Titanium White

- *Wrought Iron in DecoArt would be Charcoal and Black Green*

Blending Gel – Masking Fluid (can be provided for \$1.00) -Small Sea Sponge – small bar of soap – ¼" old flat liner.

Instructor will provide "prepared" 12" x 16" Canvas. Cost includes 12x16 pattern

PROGRAM SIGN UP

Name _____ Phone _____

E-mail Address _____

October 19, 2020 – Egret, Class: \$15.00, Supply Fee: \$10. Total \$25.00

Guests who wish to attend are to include an additional \$5.00. Class limited to 24 students. Please bring a bag lunch and drink.

Make Checks Payable to ODA. Complete Registration form and give to Lynn or Mail to: Ms. Lynn Ingersoll, 1508 Emmett Street, Kissimmee, Florida, 34741

WORKSHOP & SEMINAR Basic Painting Supplies

In addition to the supplies specified by the teacher that are listed with each project, always carry the following supplies for each medium being used.

ACRYLIC

*A good assortment of brushes, including flats, angles, liners, rounds, filberts and mops, and any special brushes that may be listed for a particular class

*Palette paper

*Tracing paper

*Transfer paper, graphite paper (gray & white)

*Palette knife • Stylus

*Paper towels

*Pencil

*Eraser

*Container for water

*Brush cleaner

*Small containers in which to store paint should the project not be finished in class,

WATERCOLOR

*Watercolor brushes (1" and 1-½" flats, #'s 8 or 10 round, liner brush)

*2 water containers

*Non-wax graphite paper (gray & white)

*Masking fluid

*Tracing paper

*Double-ball stylus

*1" drafting or artist's tape

*Pencil and sharpener

*White vinyl eraser

*Cotton swabs

*Spray bottle

*Palette

*Paper towels (cut into quarters)

*Handheld fan

*Scissors

*Toothbrush for spattering

*6" or 12" C-thru ruler

Optional: photo holder, assorted sponges (well- rinsed), sea sponges, synthetic sponges, note paper, 1ounce container for masking fluid (old water bottle cap works well) old #1round brush, and small bar of soap for masking fluid.

Continued.....

Treasurer's Report - Deanna Spence

TREASURER'S REPORT - MARCH 2020

Check Book Balance 2/29/20: \$6,105.22

	<u>MARCH</u>	<u>YTD</u>	<u>BUDGET BALANCE</u>
INCOME:			
Membership Dues	\$0.00	\$135.00	\$465.00
Workshops	\$0.00	\$405.00	\$1,215.00
Seminars	\$0.00	\$0.00	\$1,800.00
Ways & Means	\$0.00	\$117.00	\$83.00
Miscellaneous	\$0.00	\$0.00	\$0.00
Total Income	\$0.00	\$657.00	\$3,563.00
EXPENSES:			
Administration			
Checks & Bank Fees	\$2.00	\$6.00	\$18.00
Meeting Room Rent	\$0.00	\$500.00	\$0.00
SDP Annual Fee	\$0.00	\$37.10	\$2.90
SDP Insurance	\$0.00	\$38.00	\$2.00
Pins/Charms	\$0.00	\$0.00	\$50.00
Decorative Dollars	\$0.00	\$0.00	\$0.00
Hospitality	\$0.00	\$0.00	\$20.00
Membership	\$0.00	\$0.00	\$0.00
Miscellaneous	\$0.00	\$0.00	\$16.00
Philanthropic	\$0.00	\$0.00	\$50.00
Publicity	\$0.00	\$0.00	\$0.00
SDP Retreat/SDP Donations	\$0.00	\$0.00	\$300.00
Seminars	\$0.00	\$0.00	\$1,800.00
Sunshine	\$0.00	\$0.00	\$0.00
Ways & Means	\$0.00	\$0.00	\$0.00
Website	\$0.00	\$0.00	\$300.00
Workshops	\$0.00	\$165.00	\$915.00
Total Expenses	\$2.00	\$746.10	\$3,473.90

Check Book Balance 03/31/20: \$6,103.22

**WORKSHOP & SEMINAR
Basic Painting Supplies**

COLORED PENCIL

- *Non-wax graphite paper (gray & white)
- *Tracing paper
- *Stylus
- *Drafting or artist's tape
- *Battery powered pencil sharpener
- *Eraser
- *Paper towels
- *6" or 12" C-thru ruler
- *Foam core board or other flat surface for support
- Optional: handheld pencil sharpener, scissors.


OIL PAINTS

- *Graphite paper (gray & white)
- *Tracing paper
- *Masking fluid
- *Stylus
- *Drafting or artist's tape
- *Paper towels
- *Small containers for odorless turpentine and mediums
- *Palette paper
- *Palette knife
- *Brushes (see individual educator's requests)
- *Bristle brushes (these are stiff bristles-not soft - for use on canvases), either flat or filbert, generally small, medium and large
- *Sable brushes for details (synthetics okay for some classes), usually #'s 2, 4, 8, and larger
- *Liners (long and short bristles)
- *Round or filbert if a stroke works class
- Optional: photo holder, note paper, plastic cling wrap to cover palette.

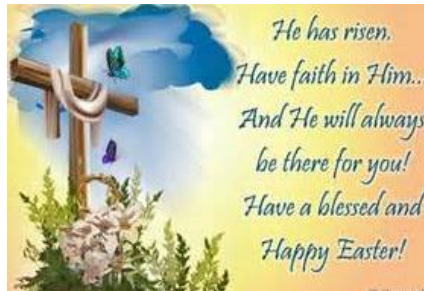
Here's May's raffle item, Recipe Box – donated by Karen Allen



July 2020 Raffle item – 16" Charger plate



Sunday, April 5



Sunday, April 12



SDP MEMBERSHIP INFORMATION

Trial Membership - \$40 yearly
Student Membership - \$20 yearly
Individual Membership - \$60 yearly
Household Membership - \$40 yearly
Business Membership - \$90 yearly

SDP Address:

Society of Decorative Painters
1220 East First Street
Wichita, Kansas, 67214

SDP Phone: (316) 269-9300

www.decorativepainters.org

FLORIDA SDP CHAPTERS

- ~ Chattahoochee Decorative Artists, Wausau
- ~ Citrus Ridge Decorative Artists, Winter Haven
- ~ Decorative Artists of Jacksonville, Jacksonville
- ~ Decorative Artists of Orlando, Altamonte Springs
- ~ Decorative Artists of Southwest Florida, Cape Coral
- ~ Florida Suncoast Decorative Artists, Tampa
- ~ Gulf To Bay Decorative Artists, Sarasota
- ~ Heart of Pinellas Decorative Artists, Bartow
- ~ Manatee Haven Decorative Artists, Dunnellon
- ~ Missile Trail and Decorative Painters, Titusville
- ~ Naples Decorative Artists, Naples
- ~ Northwest Florida Sea Oats, Pensacola
- ~ Ocala Decorative Artists, Summerfield
- ~ Osceola Decorative Artists, Kissimmee
- ~ Palm Coast Decorative Painters, Palm Coast
- ~ Seaside Decorative Painters of Daytona Beach, Daytona Beach
- ~ Sun Strokes of the Florida Gold Coast, Plantation
- ~ Treasure Coast Decorative Painters, Port Saint Lucie